



Heating with natural
heat. For future
generations.

Swiss Quality
Heat Pump Systems



— AC — Cooling — Heating

Subject

3

Knowledge

Functioning of the heat pump
Useful also in old buildings?
Brine/water, water/water, air/water

9

Finding

Heat pump overview
Which heat pump for whom?

10

Soil

Heat pump with brine/water and water/water

18

Air

Heat pump with air/water

28

Details

Technical data and product links



Heat and cool with energy from nature.



Oil, gas, wood, sun or heat pump?

**Why heating with a heat pump is
economical and forward-looking.**

Heat pumps heat with up to 85% free energy from the soil, water or air. In numbers: With only 15% to 25% electricity, 100% heat output is achieved, 75% to 85% of which comes from renewable energies. With this heating system you help to reduce CO₂ and heat for 15 years with the most economical of all heating systems.

Annual costs in comparison (15 years)

Geothermal heat pump

2184 €

2507 € combined with solar panels

Air heat pump

2611 €

2934 € combined with solar panels

Gas heating

3283 €

Oil heating

3509 €

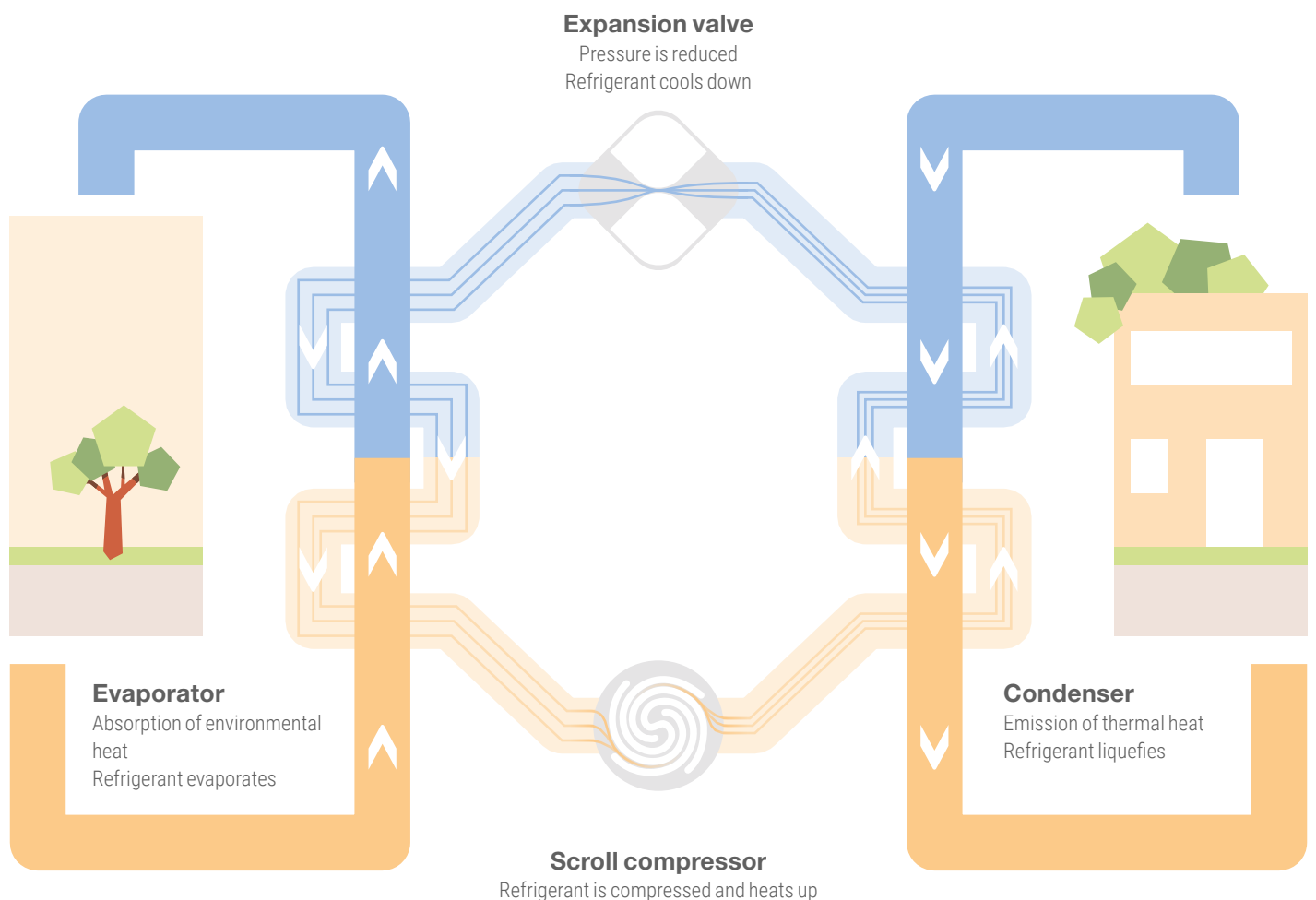
Pellet heating

3544 €

Includes investment costs, all annual costs + amortisation + tax benefits for a new heating system with DHW supply for a renovated detached house with an energy reference area of 180 m², seen over a period of 15 years. Guide values from Switzerland with prices in Swiss francs are used as a basis (conversion: april 2018).

Functioning of the heat pump.

A refrigerant, which is either fluid or gaseous, depending on temperature and pressure conditions, circulates in the heat pump circuit.





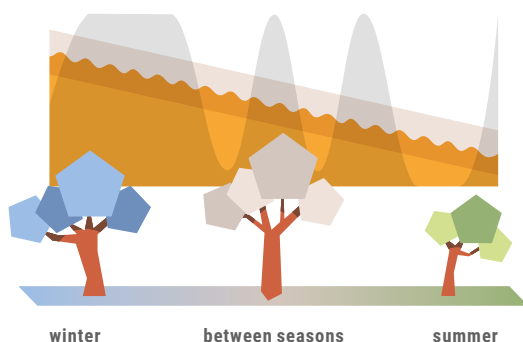
Inverter technology

In contrast to the on-off compressor, the inverter technology precisely controls the desired temperature.

Inverter heat pumps heat much more efficiently than on/off compressors. With this technology, the output of the heat pump can be continuously adjusted to the heat demand. The compressor only runs at maximum on a few days a year, the switching cycles are reduced. This guarantees optimum use of energy.

Advantages

- Fewer switching cycles protect the compressor
- Very high energy efficiency
- Exact adjustment to set temperature
- Very good SCOP (efficiency over one year)



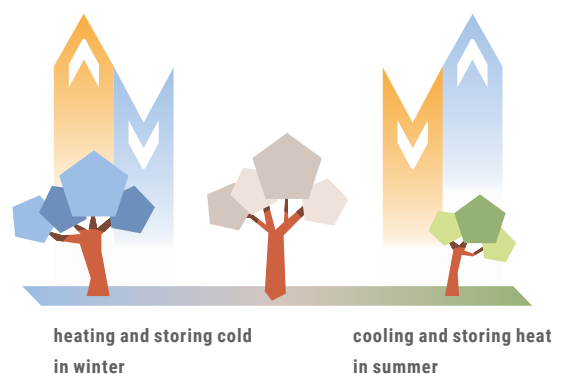
Free cooling

In a natural way and without additional energy and costs you can passively cool your house by a few degrees.

In the case of geothermal heat pumps, the cool temperature of the soil or water is transferred to the heating system by means of a heat exchanger. The floors are thus cooled free of charge below the room temperature so that they extract heat from the rooms. This heat is temporarily stored in the soil and can be used for the treatment of domestic hot water or can be used for the later heating operation. Some heat pumps can also actively cool: For this purpose, the heat pump circuit is reversed.

Advantages

- No draughts
- Low investment costs
- Low operating costs
- Resource-conserving



Useful also in old buildings?

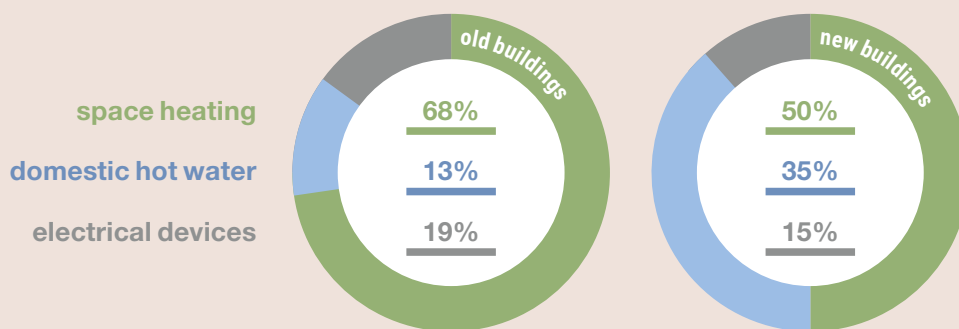


Heat pumps are also convincing in existing buildings. It is important that you as the owner of a house receive competent advice.

Today, heat pumps are installed in 85% of all new buildings in Switzerland. In these well-insulated buildings, which require little energy, heat pumps have clearly established themselves economically.

Heat pumps are also the heating technology of the future for heating replacements. In most cases a sensible solution can be found. Your heat pump advisor will be happy to advise you competently and individually on your property. Depending on the type and location of the project, you will also benefit from funding. You can find out what these are from your local specialist company.

An important quality certificate is the EHPA quality label. Our heat pumps are all certified accordingly.



Saving energy with heat pumps

Energy consumption of an average household in Switzerland. The greatest savings potential exists in space heating. Heat pumps help to do this.

Source: BFE, oct. 2017

Brine/water, Water/water, Air/water

Geothermal heat

With the heat from the soil, the heat pump heats in winter and can cool in summer. A geothermal probe is usually used for this purpose.

From a depth of about 10 meters, the soil is equally warm all year round. This temperature is sufficient for heating or free cooling on hot summer days. In this heat pump system, a geothermal probe is drilled, which is filled with a so-called brine liquid.

The installation of a brine/water heat pump costs something, but is well invested money: The heating is very energy efficient, the operating costs low. With no other system you can heat so inexpensively over the years.

Air

At certain locations, the heat from the ground-water can be used for heating and cooling. This requires two wells down to the groundwater layer.

Groundwater has a relatively constant temperature throughout the year, which can be used for heating. At some distance, two wells are drilled down to the groundwater layer. One is used for water withdrawal, the other for water return.

A water/water heat pump provides a high heat output. The installation of such a system is very worthwhile at higher outputs, as a lot of energy can be saved here.

Groundwater

Heating is also possible with heat from the air. No drilling is necessary here, the heat pump is installed quickly and cost-effectively.


The air/water heat pump is the easiest and most inexpensive to install of all heat pump types. However, it requires the most electrical operating energy and therefore has higher operating costs than geothermal heat pumps.

There are heat pumps installed indoors and outdoors. Depending on the location, the most suitable type can be selected. When planning, it is important to consider the acoustics.



Which heat pump for whom?

This overview should make it easier to find the right heat pump.



	Single-family houses small to larger	Apartment buildings, commerce	Multi-purpose building, industry	Page
Brine/water				
Water/water				
Optiheat Inverta DHW	•	•		10
Optiheat Inverta Economy	•	•		11
Optiheat All-in-One	•	•		12
Optiheat Economy	•	•		13
Optiheat Duo		•	•	14
Optiheat Duo HT		•	•	14
Optipro			•	15
Air/water				
Aeroheat Inverta All-in-One	•			18
Aeroheat Inverta Economy	•			19
Aeroheat Inverta CI	•	•		20
Aeroheat CS	•	•		21
Aeroheat CN and Inverta CNI	•			22
Aeroheat Inverta CM	•	•		23
Aeropro			•	24
Domestic hot water heat pump	•			25

Optiheat Inverta DHW

3 in 1 concept, power-controlled, individual

This power-controlled unit is particularly space-saving because it combines boiler, heating and passive or active cooling. In apartment buildings, this heat pump makes it possible to set one's own room temperature independently of other residential parties. Long waiting for domestic hot water is a thing of the past, as the cold network prevents heat losses in the distribution system. Heat cost billing is therefore no longer necessary.

-  **Inverter technology**
-  **Flow temperature up to 62 °C**
-  **Domestic hot water**
-  **Passive and active cooling**
-  **Hardly audible, 29 dB(A) in 1 m**



Houseowner

- Hardly audible
- Compact all-in-one unit
- Space-saving
- For new buildings and renovations
- No heat cost billing in the apartment house
- Energy-saving operation

Installer

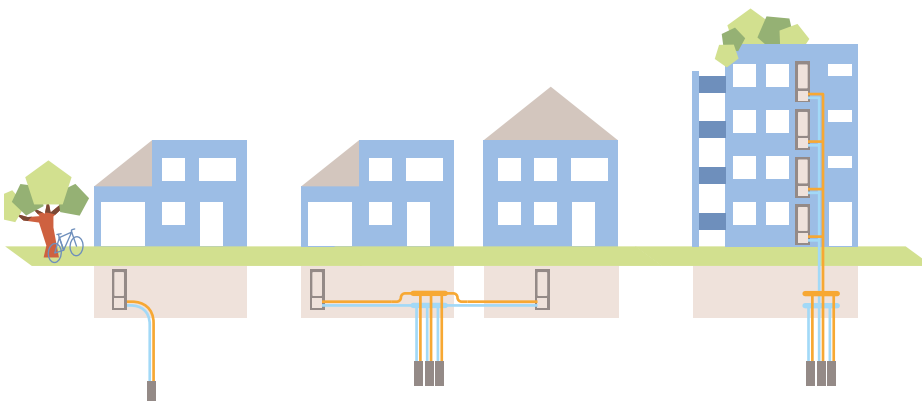
- 220 litres DHW storage tank with a pouring capacity of 310 litres at 40 °C
- Flow and return sensors
- Flow meter

Performance range

OH I 4esr TWW

2–7.5 kW (brine/water)
2.5–9 kW (water/water)




Installation examples for the Optiheat Inverta DHW.



Optiheat Inverta Economy

Energy-efficient, power-controlled, flexible

This power-controlled unit is suitable for new buildings and renovations of single-family houses and apartment buildings. The heat pump captivates with its efficiency, high flow temperature and flexible application possibilities.

-  **Inverter technology**
-  **Flow temperature up to 65 °C**
-  **Quiet, 33-39 dB(A) in 1 m**



Houseowner

- Quiet operation
- High flow temperatures
- For new buildings and renovations
- Energy-saving operation

Installer

- Available with ready-to-connect hydraulic extension (optional for OH I 9e)
- Control of two mixed heating circuits possible
- Large performance range
- Fits through any standard door

Performance range

OH I 9e

5-18.5 kW (brine/water)
7-25 kW (water/water)

OH I 17e

9.5-35 kW (brine/water)
13-42 kW (water/water)

Connection to DHW storage tank, buffer tank and with free cooling.
The heat pump is connected to geothermal probes.



Optiheat All-in-One

Compact, reliable and high flow temperature

In this unit, all components are already installed and matched to each other. This saves planning, installation and investment costs. The heat pump is suitable for new buildings and renovations in single-family houses.



Compact design



Flow temperature up to 65 °C



Very quiet, 24-35 dB(A) in 1 m



Houseowner

- Very quiet operation
- Compact and ready-to-connect unit
- High flow temperatures
- For new buildings and renovations
- Energy-saving operation

Installer

- Electrically and hydraulically completely ready for connection
- Water-water version:
 - Motor protection for source pump (1.0 – 5.0 A)
 - Intermediate circuit for groundwater use already installed and filled

Performance range

OH 1-5es to OH 1-18es

5-17.8 kW (brine/water)

6.7-23.9 kW (water/water)

Extremely space-saving heating systems with the Optiheat All-in-One.



Optiheat Economy

Versatile in use, stronger in performance

This heat pump is suitable for new buildings and renovations of single-family houses and apartment buildings as well as for commercial buildings. The heat pump captivates by its high flow temperature and flexible application possibilities.



Compact design



Flow temperature up to 63 °C



Cascadable/combinable



Houseowner

- Versatile application
- Suitable for new buildings and renovations

Installer

- System solutions such as natural cooling (free cooling) etc. can be easily supplemented
- All relevant safety and monitoring components included

Performance range

OH 1-22e to OH 1-33e

21.5–32.9 kW (brine/water)

28.1–42.9 kW (water/water)

Complex problems as well as everyday applications can be covered with the Optiheat Economy.



Optiheat Duo and Duo HT

Powerful, two compressors, high flow temperatures

This heat pump is available as a normal or high temperature version. The unit is so compact that it fits through all doors. Thanks to two cooling circuits, operational reliability is particularly high and is used in apartment buildings and buildings in industry and commerce.

 **Compact design**

 **Flow temperature up to 65 °C**

 **Cascadable/combinable**



Houseowner

- Compact unit
- High operational reliability
- For new buildings and renovations

Installer

- Duo HT: heat pump with two separate cooling circuits
- Duo HT: high flow temperatures
- Duo: single-circuit heat pump with two compressors

Performance range

OH 1-44e to OH 1-85e

44-85 kW (brine/water)

58-113 kW (water/water)

OH 22e Duo HT to OH 34e Duo HT

20.8-35 kW (brine/water)

27.5-46.5 kW (water/water)






High performance in a small space.



Optipro

The compact heat pump for large buildings

This heat pump is used in large buildings and captivates with its technical performance and compact design. The unit fits through standard doors, making installation simple and inexpensive. The unit requires little space even when connecting multiple units together. Two separate cooling circuits ensure high operational reliability.

-  **Compact design**
-  **Flow temperature up to 63 °C**
-  **Integration in home automation systems**
-  **Cascadable/combinable**
-  **EHPA Quality Label**



A heat pump for high performance that fits through standard doors and is cascadable.



Houseowner

- Compact device
- Integration into the home automation system
- High operational reliability
- Easy to service, can be operated from the front
- High flow temperatures

Installer

- Two separate cooling circuits and therefore high operational reliability
- Compact design, minimum space requirement, even with multiple units
- Easy to service, can be operated from the front
- Equipped as standard with:
 - PLC control
 - 2 scroll compressors (double circuit)
 - All relevant safety and monitoring components

Performance range

OP 100ed to OP 230ed

100–230 kW (brine/water)

129–292 kW (water/water)





**Heating with
natural heat
Now!**

Aeroheat Inverta All-in-One

Heat pump installed indoors, revolutionary
insertion concept, power-controlled

This compact and power-controlled heat pump is installed indoors. Thanks to its design, it is suitable for both new buildings and renovations. All components are already installed in this unit, making installation simple and inexpensive. The air duct can be easily modified on site.

-  **Inverter technology**
-  **Quick insertion possible**
-  **Simple installation concept**
-  **Flow temperature up to 60 °C**
-  **Active cooling**
-  **Quiet, max. 44 dB(A) in 1 m**



Houseowner

- Quiet operation with silent mode setting
- Compact unit
- Flexible installation options
- For new buildings and renovations
- Energy-saving inverter operation

Installer

- Very light (180 kg)
- Dividable for insertion
- Easy to insert and install
- Air duct effortlessly adaptable

Performance range

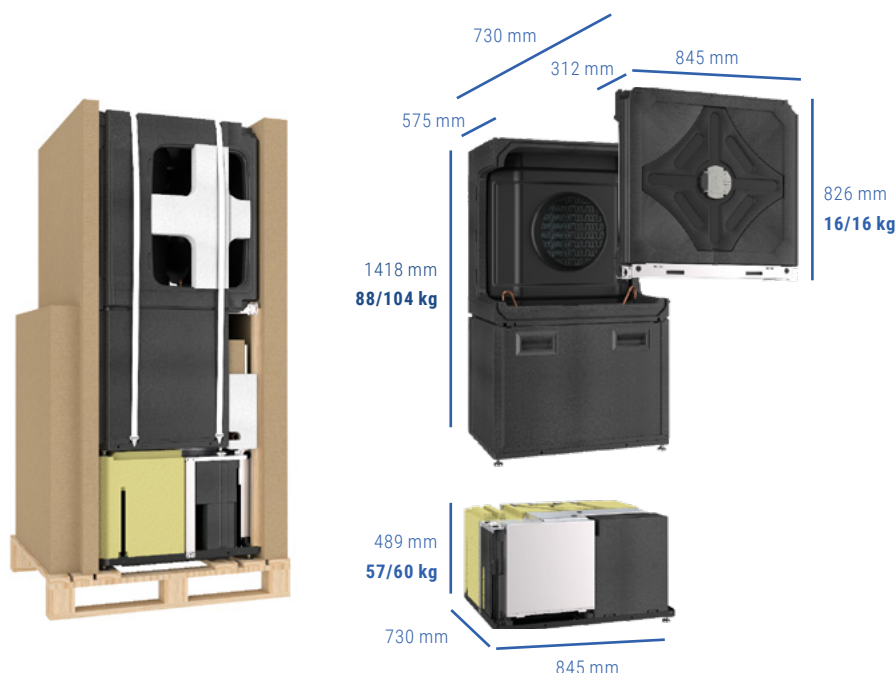
AH CI 8is

2.3–6.5 kW (air/water)

AH CI 12is

3.6–8.5 kW (air/water)






The heat pump is supplied dismountable and enables uncomplicated insertion.
Heat pump module, compact module and fan module.



Aeroheat Inverta Economy

Heat pump installed indoors or outdoors,
flexibly expandable, power-controlled

Versatile combination options and yet minimal planning effort: these heat pumps installed indoors or outdoors can be adapted to the individual conditions. Due to the simple and quick disassembly and assembly, they are particularly suitable for renovation work.

-  **Inverter technology**
-  **Modular concept**
-  **Flow temperature up to 60 °C**
-  **Active cooling**
-  **Quiet, max. 44/48 dB(A) in 1 m**


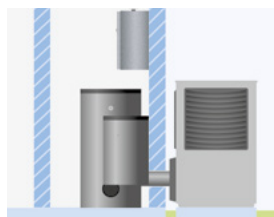


There are three different connection concepts.



Wall controller

Thanks to versatile modular solutions, this ready-to-plug-in controller can be precisely matched to the needs on site.



Hydraulic module

Many hydraulic components are already integrated here, which makes installation quick and easy.



Hydraulic tower

This space-saving version combines DHW treatment, heating and cooling.

outdoor

indoor

Houseowner

- Quiet operation with silent mode setting
- Wide range of possible combinations
- Can be installed indoors or outdoors
- For new buildings and renovations
- Energy-saving inverter operation

Installer

- Planning security
- Easy to insert and install
- Flexible system
- Large performance range with only two unit types
- Air duct easily adaptable

Performance range

AH CI 8i/a (indoor/outdoor)

2.3–6.5 kW (air/water)

AH CI 12i/a (indoor/outdoor)

3.6–8.5 kW (air/water)

Aeroheat Inverta CI

Heat pump installed indoors or outdoors,
power-controlled

This compact and power-controlled heat pump is highly efficient even at sub-zero temperatures. Thanks to its design, it is suitable for both new buildings and renovations. All components are already installed in this unit, making installation simple and inexpensive.



Inverter technology



Flow temperature up to 65 °C



Quiet, 51 dB(A) in 1 m



Houseowner

- Quiet operation
- Can be installed indoors or outdoors
- For new buildings and renovations
- Energy-saving operation

Installer

- Max. flow temperature 65 °C
- Speed-controlled fan
- Electrically ready for connection

Performance range

AH CI 1-16i and AH CI 1-16iL

4–13.9 kW (air/water)

AH CI 1-16a

4–13.9 kW (air/water)

Indoor installation



Aeroheat CS

Heat pump installed indoors or outdoors,
proven concept up to the high performance range

This compact heat pump, installed indoors or outdoors, is suitable for single-family houses and apartment buildings. Depending on the required performance, multiple units can be connected together.



Compact design



Flow temperature up to 60 °C



Cascadable/combinable



Houseowner

- Quiet operation
- Can be installed indoors or outdoors
- For new buildings and renovations
- Energy-saving operation

Installer

- Air duct optionally to the right or left for CS 1-14i to CS 25i
- Heat quantity measurement as accessory

Performance range

AH CS 1-14i and 1-14a

10.8 kW (air/water)

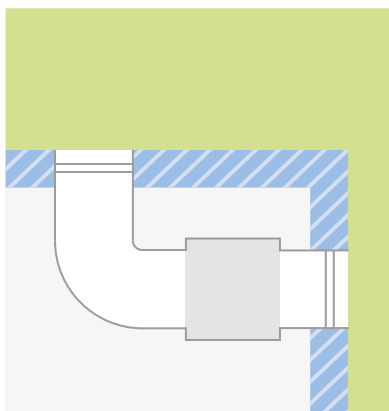
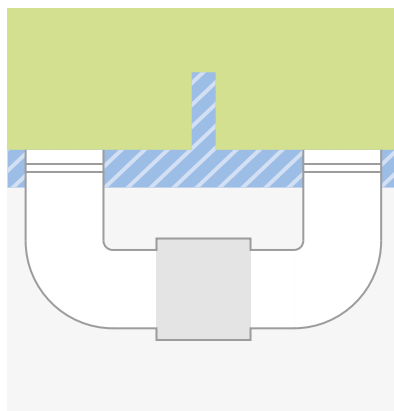
AH CS 1-18i and 1-18a

14.1 kW (air/water)

AH CS 1-25i and 1-25a

19.4 kW (air/water)

Installation concepts








Aeroheat CN and Inverta CNI

Heat pump installed outdoors, stage- or inverter-controlled, with natural refrigerant and high flow temperature

This heat pump installed outdoors is operated with the environmentally friendly, natural refrigerant propane. Thanks to a flow temperature of 70 °C, it is used where high water temperatures are required. The stage- or inverter-controlled heat pump is suitable for single-family houses and smaller apartment buildings.



-  **Natural refrigerant**
-  **Inverter technology (AH CNI)**
-  **Flow temperature up to 70 °C**
(up to an outside temperature of -7 °C)
-  **Compact design**
-  **Quiet, 45-50 dB(A) in 1 m**



Only the hydraulic module of the heat pump is in the building.



Houseowner

- Quiet operation
- Very high flow temperatures
- Natural refrigerant
- For new buildings and renovations

Installer

- Very high flow temperatures
- Closed cooling circuit
- No cooling line connection into the building required
- Hydraulic interior unit with heat pump controller
- Very simple installation, assembly kit

Performance range

AH CN 5a

4.6 kW (air/water)

AH CN 7a

6.3 kW (air/water)

AH CN 9a

7.5 kW (air/water)

Inverter technology

AH CNI 9a

3.0-8.1 kW (air/water)

Aeroheat Inverta CM

Compact and powerful,
power-controlled and quiet in operation

This inverter unit installed outdoors is compact and powerful. It is suitable for single-family houses and smaller apartment buildings.

- 🔥 Domestic hot water
- 📶 Inverter technology
- 📏 Compact design
- 🌡️ Flow temperature up to 65 °C
- 🔊 Quiet, 57 dB(A) in 1 m
- ⚡ Very energy-efficient (COP 4.4 to A2/W35)
- 🔗 Cascadable/combinable



Installation concept with outdoor and indoor unit



Houseowner

- Very high efficiency
- Quiet operation with silent mode setting
- To outside temperatures of -22 °C
- Color touch screen
- 225 litres DHW storage tank with a pouring capacity of 308 litres at 40 °C
- For new buildings and renovations
- Energy-saving inverter operation

Installer

- Monoblock design
- Easy to set up and install
- Space-saving installation
- Built-in tub heating

Performance range

AH CM 18a

3.0–14.5 kW (air/water)

Aeropro

Heat pump installed outdoors for large buildings

This heat pump installed outdoors is used in large buildings. It is flexibly adjustable and guarantees a flow temperature of 60 °C even at high sub-zero temperatures – and this still very energy-efficient. This heat pump can also be used for active cooling.

-  **Compact design**
-  **Integration in home automation systems**
-  **Cascadable/combinable**



Houseowner

- High flow temperatures even at sub-zero temperatures
- Integration in the home automation system
- Easy to service from the front
- For new buildings and renovations
- Active cooling possible

Installer

- Heating, cooling and domestic hot water preparation
- Easy to insert and install
- Cascadable

Performance range

AP CP 45a

38.9 (23.5) kW (air/water)

The inner workings of the Aeropro.



Domestic hot water heat pumps

Save energy costs with a small investment

With an energy-saving heat pump, around 75% of the costs for the traditional heating of a family's domestic hot water are saved. If this domestic hot water heat pump is installed in the laundry room, the air in the room is also dehumidified at the same time – the laundry dries faster this way.

Aquaheater Propane

The unit is operated with the natural refrigerant propane and is therefore particularly environmentally friendly.

CVBEWP 270-P

1.8 kW (air/water)

- °C Domestic hot water temperature in the boiler up to 60 °C
- ☀ Connection to photovoltaic system possible
- 🔧 Suitable for renovations
- 🔧 Natural refrigerant (CVBEWP 270-P)



Aquaheater Regular

CVBEWP 300 / CVBEWP 400

1.4 kW / 3.3 kW (air/water)

- °C Domestic hot water temperature in the boiler up to 60 °C
- ☀ Connection to photovoltaic system possible
- 🔧 Suitable for renovations















Technical data



Brine/water, water/water

Description		Standard performance data		Energy efficiency classes		Sound pressure level in 1 m
Group	Item	B0/W35 Qh COP	W10/W35 Qh COP	b/w 35 °C 55 °C	w/w 35 °C 55 °C	dB(A)
 Optiheat Inverta DHW	OH I 4esr TWW	2-7.5 4.7	2.5-9 6.3	A+++ A++	A+++ A+++	29
	OH I 9e	5-18.5 4.9	7-25 6.5	A+++ A+++	A+++ A+++	33
 Optiheat Inverta Economy	OH I 17e	9.5-35 4.9	13-42 6.5	A+++ A++	A+++ A+++	39
	OH 1-5es	5 4.5	6.3 5.5*	A+++ A++	A+++ A+++	24
 Optiheat All-in-One	OH 1-6es	5.9 4.5	7.5 5.5*	A+++ A++	A+++ A+++	24
	OH 1-8es	7.7 4.5	9.6 5.7*	A+++ A++	A+++ A+++	28
	OH 1-11es	10.6 4.7	13.1 5.8*	A+++ A++	A+++ A+++	28
	OH 1-14es	13.8 4.7	16.9 5.7*	A+++ A++	A+++ A+++	32
	OH 1-18es	17.8 4.5	22.2 5.5*	A+++ A++	A+++ A+++	32
	* intermediate circuit: W7.5/W35					

Description		Standard performance data		Energy efficiency classes		Sound pressure level in 1 m
Group	Item	B0/W35 Qh COP	W10/W35 Qh COP	b/w 35 °C 55 °C	w/w 35 °C 55 °C	dB(A)
 Optiheat All-in-One 230V * intermediate circuit: W7.5/W35	OH 1-5es 230V	5 4.4	6.2 5.4*	A++ A++	A+++ A++	24
	OH 1-6es 230V	6 4.4	7.4 5.4*	A++ A++	A+++ A++	24
	OH 1-8es 230V	7.7 4.5	9.6 5.6*	A+++ A++	A+++ A+++	28
	OH 1-11es 230V	10.4 4.5	12.9 5.7*	A+++ A++	A+++ A+++	28
	OH 1-14es 230V	13.8 4.6	17.1 5.8*	A+++ A++	A+++ A+++	32
 Optiheat Economy	OH 1-22e	21.5 4.5	28.1 5.7	A+++ A++	A+++ A+++	42
	OH 1-25e	24.6 4.6	32.2 5.8	A+++ A++	A+++ A+++	44
	OH 1-29e	29.1 4.7	37.9 5.9	A+++ A++	A+++ A+++	44
	OH 1-33e	32.9 4.6	42.9 5.8	A+++ A++	A+++ A+++	45
 Optiheat Duo HT	OH 22e Duo HT	20.8 4.7	27.5 6.2	A+++ A++	A+++ A+++	35
	OH 28e Duo HT	27.1 4.7	35.8 6.1	A+++ A++	A+++ A+++	39
	OH 34e Duo HT	35 4.5	46.5 5.9	A+++ A++	A+++ A+++	42
 Optiheat Duo	OH 1-44e	44 4.7	58 6.0	A+++ A++	A+++ A+++	53
	OH 1-50e	50 4.7	67 6.1	A+++ A++	A+++ A+++	55
	OH 1-58e	58 4.8	77 6.2	A+++ A++	A+++ A+++	55
	OH 1-65e	64 4.7	86 6.0	A+++ A++	A+++ A+++	56
	OH 1-72e	72 4.6	97 5.9	A+++ A++	A+++ A+++	57
	OH 1-85e	85 4.6	113 5.8	A+++ A++	A+++ A+++	58
 Optipro	OP 100ed	100 4.7	129 5.9	A+++ A++	A+++ A+++	59
	OP 110ed	111 4.6	144 5.9	A+++ A++	A+++ A+++	59
	OP 130ed	127 4.6	163 5.9	A+++ A++	A+++ A+++	57
	OP 140ed	140 4.6	180 5.8	A+++ A++	A+++ A+++	56
	OP 160ed	161 4.6	205 5.8	A+++ A++	A+++ A+++	56
	OP 180ed	180 4.6	230 5.8	A+++ A++	A+++ A+++	58
	OP 210ed	206 4.7	263 5.8	A+++ A++	A+++ A+++	60
	OP 230ed	230 4.7	292 5.7	A+++ A++	A+++ A+++	60

Air/water

Description		Standard performance data		Energy efficiency classes	Sound pressure level in 1 m
Group	Item	A-7/W35 Qh COP	A2/W35 Qh COP	35 °C 55 °C	dB(A)
 Aeroheat Inverta All-in-One (indoors)	AH CI 8is	2.3–6.5 3.2	2.6–6.4 4.2	A+++ A++	40
	AH CI 12is	3.6–8.5 2.6	4.6–10.3 4.0	A++ A++	44
 Aeroheat Inverta Economy (indoors)	AH CI 8i	2.3–6.4 3.2	2.6–6.4 4.2	A+++ A++	40
	AH CI 12i	3.6–8.5 2.6	4.6–10.3 4.0	A++ A++	44
 Aeroheat Inverta Economy (outdoors)	AH CI 8a	2.3–6.5 3.2	2.6–6.4 4.2	A+++ A++	48
	AH CI 12a	3.6–8.5 2.6	4.6–10.3 4.0	A++ A++	48
 Aeroheat Inverta CI (indoors)	AH CI 1-16i AH CI 1-16iL	4–13.9 3.2	4.9–14.2 4.2	A++ A++	49
 Aeroheat Inverta CI (outdoors)	AH CI 1-16a	4–13.9 3.2	4.9–14.2 4.2	A++ A++	51
 Aeroheat CS (indoors)	AH CS 1-14i	10.8 3.0	13.8 3.7	A++ A++	50
	AH CS 1-18i	14.1 2.8	17.2 3.6	A++ A+	51
	AH CS 1-25i	19.4 2.8	24.0 3.6	A++ A+	55
 Aeroheat CS (outdoors)	AH CS 1-14a	10.8 3.0	13.8 3.7	A++ A++	50
	AH CS 1-18a	14.1 2.8	17.2 3.6	A++ A+	52
	AH CS 1-25a	19.4 2.8	24.0 3.6	A++ A+	57
 Aeroheat CN * outdoor unit	AH CN 5a	4.6 3.2	5.6 3.8	A++ A++	45
	AH CN 7a	6.3 3.2	7.7 3.8	A++ A++	45
	AH CN 9a	7.5 3.1	9.0 3.6	A++ A++	50
 Aeroheat CN 230V / reversible * outdoor unit	AH CN 5a(r) 230V	4.5 3.0	5.5 3.7	A++ A++	46
	AH CN 7a(r) 230V	6.2 2.7	7.4 3.5	A+ A+	46
	AH CN 5ar	4.4 3.1	5.4 3.7	A++ A++	45
	AH CN 7ar	6.0 3.1	7.3 3.7	A++ A+	45
 Aeroheat Inverta CNI * outdoor unit	AH CNI 9a	3.0–8.1 3.14	2.3–8.2 4.6	A+++ A++	47

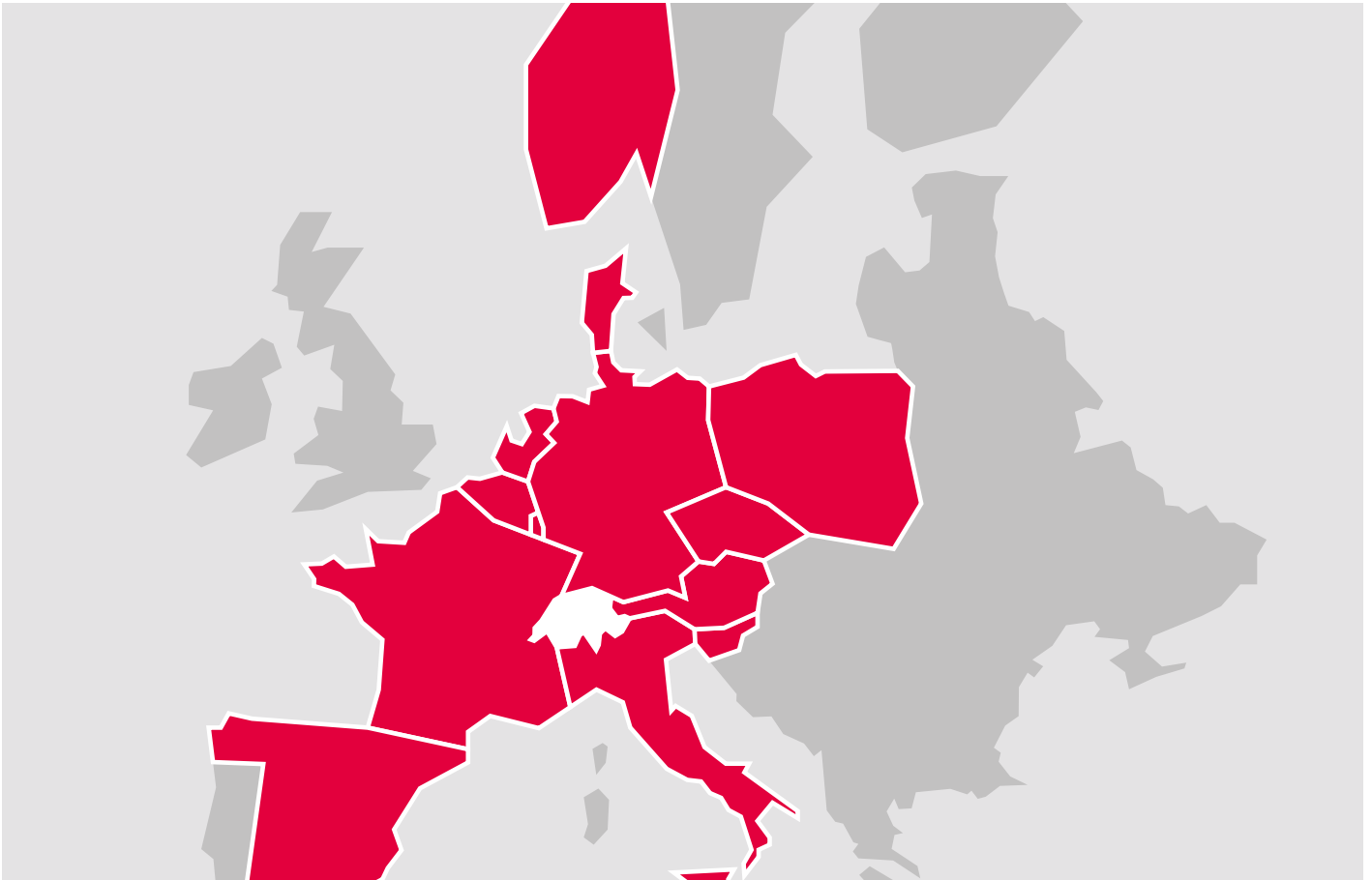
Description		Standard performance data		Energy efficiency classes	Sound pressure level in 1 m
Group	Item	A-7/W35 Qh COP	A2/W35 Qh COP	35 °C 55 °C	dB(A)
 Aeroheat Inverta CM * outdoor unit	AH CM 18a	3.0–14.5 3.5	3.9–18.1 4.4	A+++ A++	57
	AP CP 45a	38.9 2.9	45.5 3.5	A+ A+	61
	CV BEWP 270-P	1.8 3.5*	1.8 —**		45
 Domestic hot water heat pump * A20/W10-55 ** A7/W10-55	CV BEWP 300	1.4 3.6*	1.4 2.5**		44
	CV BEWP 400	3.3 3.2*	3.3 2.5**		44

Subject to change



Smart Grid ready

Our heat pumps are smart grid ready and can be connected to home automation or building management systems. With a network connection, you can conveniently control your heating system via the Internet and receive a message in the event of faults.



heating

We. CTA.

We are an owner-operated Swiss family-run company and promote energetically meaningful system solutions and renewable energies “in harmony with nature”.

It is important for us that our heat pumps help you experience thermal comfort, and that you require fewer fossil and finite energy resources. Our engineers develop products that work more and more efficiently, and thereby consume less and less energy. The over 200 employees of the company apply their expertise to convert customer requests, suggestions and requirements into real-world solutions.

CTA Ltd.

Hunzigenstrasse 2

CH-3110 Münsingen, Switzerland

Phone +41 31 720 10 00

international@cta.ch

cta.ch/international